

# NURSERY STONE

## GARDEN WALL SYSTEM



BUFF

GREY

CHOCOLATE

Nursery Stone blocks are easy to handle and ideal for landscaped walls up to 24". Unique handholds allow you to grip and lift the block easily. A lower lip on the bottom make installation easy to secure block and align properly. There are no caps designed for this wall.



NURSERY STONE | 8 x 4 x 12  
203mm X 102mm X 305mm

SPECIFICATIONS ON PAGE 24



NURSERY STONE - GREY



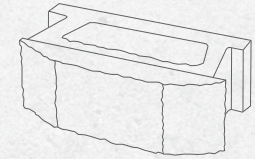
NURSERY STONE - CHOCOLATE

Stock color selection subject to change. Be sure to view actual product samples prior to ordering.

# AB LEGEND BLOCK

## GARDEN WALL SYSTEM

A simple garden wall system for walls up to 3' tall. AB Legend block are hollow units that are easy to lift and install. The hollow cell is to be filled with gravel creating more mass and resistance to retain on site soil. A bottom notch and top lip lock together to create proper alignment and set back for your wall. A solid cap can be installed on the top course. Secure the wall cap with a concrete adhesive.



AB LEGEND | 9 x 6 x 16  
229mm X 152mm X 406mm



BUFF

GREY

CHOCOLATE

SPECIFICATIONS ON PAGE 24



AB LEGEND BLOCK - BUFF



AB LEGEND BLOCK - GREY



# AB® COLLECTION

## RETAINING WALL SYSTEM



GREY TAN PISMO



CYPRESS CARMEL BROWN

The AB® Collection is suitable for structural and garden walls. This system offers unlimited design flexibility to create straight or curved walls and incorporates a built-in setback to resist soil forces.

AB Rock, AB Lite Stone and AB Lite Rock are special order only. Full Size Classic - Only Caps and Corners.

 <b>AB STONE</b> 11 5/8 x 6 5/8 x 15 5/8 295mm x 168mm x 397mm 12° setback from vertical	 <b>AB ROCK</b> 11 5/8 x 6 5/8 x 15 5/8 295mm x 168mm x 397mm 6° setback from vertical	 <b>AB CLASSIC</b> 11 5/8 x 6 5/8 x 15 5/8 295mm x 168mm x 397mm 6° setback from vertical
 <b>AB CLASSIC FULL SIZE</b> 12 x 8 x 17 5/8 305mm x 203mm x 448mm 6° setback from vertical	 <b>AB CAP STONE</b> 11 5/8 x 3 5/8 x 15 5/8 295mm x 92mm x 397mm	 <b>AB CORNER (LEFT &amp; RIGHT)</b> 7 5/8 x 6 5/8 x 15 5/8 194mm x 168mm x 397mm
 <b>TERMINATOR (LEFT &amp; RIGHT)</b> 7 5/8 x 6 5/8 x 15 5/8 194mm x 168mm x 397mm	 <b>AB LITE STONE</b> 12 x 4 x 15 5/8 305mm x 102mm x 397mm 6° setback from vertical	 <b>AB LITE ROCK</b> 12 x 4 x 15 5/8 305mm x 102mm x 397mm 6° setback from vertical

SPECIFICATIONS ON PAGE 24



AB CLASSIC - CARMEL BROWN

AB CLASSIC - PISMO

Stock color selection subject to change. Be sure to view actual product samples prior to ordering.

AB® Europa Retaining Wall system captures the look of hand-laid stone that brings distinction to any project. Manufactured by Air Vol Block, AB Europa blocks can be installed using just one size, or all four sizes to create an old-world appearance.

# AB® EUROPA

## RETAINING WALL SYSTEM



CREAM BROWN SANDSTONE



SIENNA BROWN GREY CHARCOAL

 <b>AB DOVER</b> 10 x 8 x 18 254mm x 203mm x 457mm 6° setback from vertical	 <b>AB BARCELONA</b> 10 x 4 x 18 254mm x 102mm x 457mm 6° setback from vertical	 <b>AB BORDEAUX</b> 10 x 4 x 9 254mm x 102mm x 229mm 6° setback from vertical
 <b>AB PALERMO</b> 10 x 8 x 9 254mm x 203mm x 229mm 6° setback from vertical	 <b>AB EUROPA CORNER (LEFT &amp; RIGHT)</b> 10 x 8 x 16 254mm x 203mm x 406mm	
 <b>EUROPA CAPS (SOLD AS PAIRS)</b> 7 x 4 x 10 & 7 x 4 x 7 178mm x 102mm x 254mm & 178mm x 102mm x 178mm		

SPECIFICATIONS ON PAGE 24



AB EUROPA - SIENNA BROWN

AB EUROPA - SANDSTONE



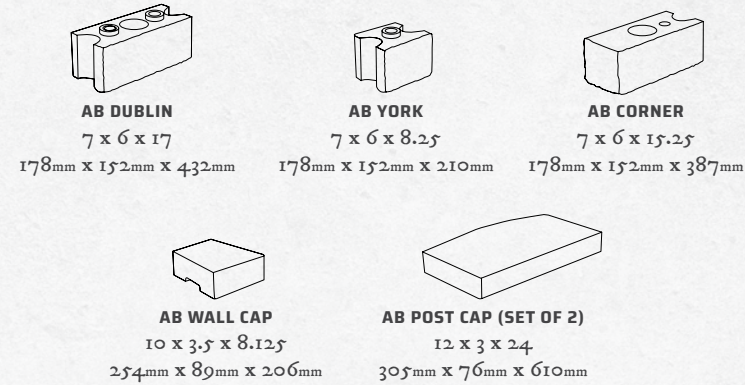
# AB® COURTYARD

## FREESTANDING WALL SYSTEM

AB® Courtyard is a versatile and durable two-sided wall system that mimics the timeless appearance of cut stone. This system allows you to design graceful curves to encircle a patio, construct a garden bench, set up a cozy seating area, or create a space for grilling and lounging.



CREAM BROWN GREY CHARCOAL SANDSTONE



SPECIFICATIONS ON PAGE 24




Stock color selection subject to change. Be sure to view actual product samples prior to ordering.

# AB® OLD COUNTRY COURTYARD

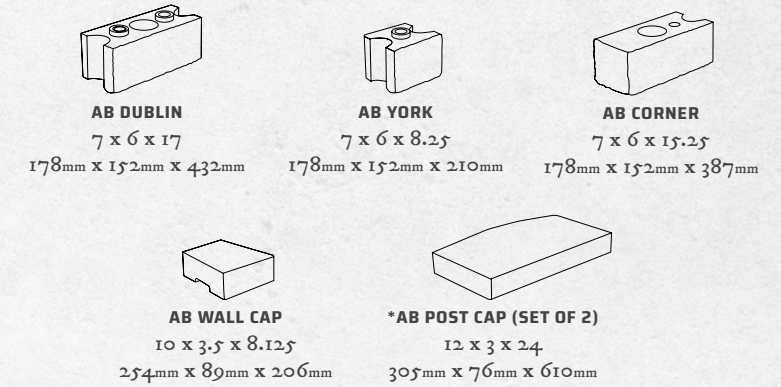
## FREESTANDING WALL SYSTEM

AB® Old Country Courtyard is a double-sided wall system that boasts a weathered, antique charm. It offers the flexibility to effortlessly craft elegant curves to enclose a patio or fashion custom landscape features such as a garden bench, sofa, grilling area, seating, and beyond.

\*Post Caps are NOT tumbled.



CREAM BROWN GREY CHARCOAL SANDSTONE



SPECIFICATIONS ON PAGE 24





# WALL SPECIFICATIONS

Correct wall installation will ensure that your outdoor space looks beautiful for years to come. Because methods vary for each product and application visit [airvolblock.com/mortarless-wall-systems/](http://airvolblock.com/mortarless-wall-systems/) for installation instructions. Taller walls can be built using geosynthetic reinforcement when designed by a qualified engineer.

PAGE	PRODUCT	SHAPE	UNIT/PALLET	HEIGHT		
				2 FT.	3 FT.	ABOVE 4 FT.
16	Morrostone	Morrostone 1	480			
		Morrostone 2	240			
		Morrostone 3	120			
		Morrostone Angle	288			
17	Handy Stone II	Handy Stone II	288	x		
18	Nursery Stone	Nursery Stone	128	x		
19	AB Legend Block	AB Legend Block	72	x	x	
20	AB Collection NOTE: AB Rock, AB Lite Stone and AB Lite Rock are special order.	AB Stone	54			
		AB Rock	54			
		AB Classic	54			
		AB Cap Stone	100			
		AB Corners	90	x	x	x
		AB Terminators	54			
		AB Classic Full Size	40			
		AB Full Cap Stone	64			
		AB Full Corners	75			
		AB Lite Stone	72			
		AB Lite Rock	72			
21	AB Europa	AB Dover	40			
		AB Barcelona	64			
		AB Bordeaux	128	x	x	x
		AB Palermo	100			
		AB Europa Corners AB Europa Cap Sets	90 64			
22	AB Courtyard	AB Dublin	72			
		AB York	128			
		AB Corner AB Wall Cap AB Post Cap Sets	72 128 16	x	x	
23	AB Old Country Courtyard	AB Dublin	72			
		AB York	128			
		AB Corner AB Wall Cap AB Post Cap Sets	72 128 16	x	x	

**2 FT.** GARDEN  
This wall system can be used for gravity walls up to 2 feet high.

**3 FT.** LANDSCAPE  
This wall system can be used for gravity walls up to 3 feet high.

**ABOVE 4 FT.** STRUCTURAL  
Typically this wall system can be used for gravity walls up to 4' high. Site and Soil conditions on wall less than 4' tall may require Geo Grids. Taller walls can be built using geo grid reinforcements when designed by a qualified engineer.

## STILL HAVE QUESTIONS?

We're here to help you get the information and products you need.  
Call 805-543-1314 or go to [airvolblock.com/contact-us](http://airvolblock.com/contact-us)

# WALL PROJECT ESTIMATING GUIDE

The Project Estimating Guide lets you know how much block you'll need.

PAGE	PRODUCT	WALL HEIGHT	WALL LENGTH				
			6'	12'	18'	24'	30'
17	Handy Stone II	4" (1 course)	8	16	24	32	40
		8" (2 courses)	16	32	48	64	80
		12" (3 courses)	24	48	72	96	120
		16" (4 courses)	32	64	96	128	160
		20" (5 courses)	40	80	120	160	200
		24" (6 courses)	48	96	144	192	240

For curved or straight walls. \*Handy Stone II can be used for walls up to 2 feet high.

PAGE	PRODUCT	WALL HEIGHT	WALL LENGTH				
			10'	15'	20'	25'	30'
19	AB Legend Block	6" (1 course)	8	12	15	19	23
		12" (2 courses)	15	23	30	38	45
		18" (3 courses)	23	34	45	57	68
		24" (4 courses)	30	45	60	75	90
		30" (5 courses)	38	57	75	94	113
		36" (6 courses)	40	68	90	113	135

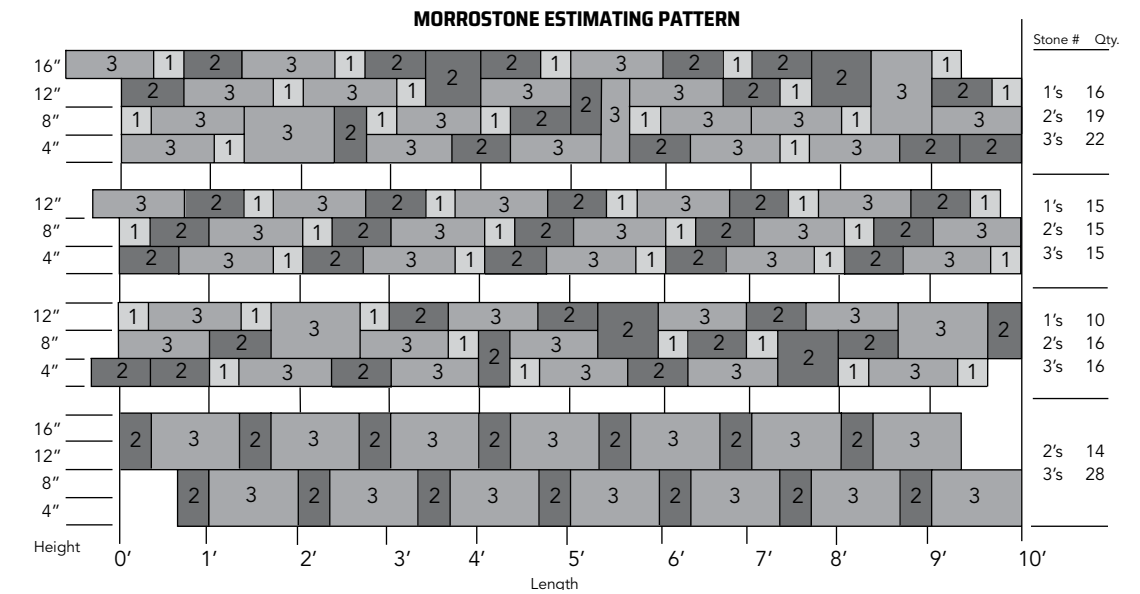
For curved or straight walls. \*AB Legend Block can be used for walls up to 3 feet high.

PAGE	PRODUCT	WALL HEIGHT	WALL LENGTH				
			10'	15'	20'	25'	30'
18	Nursery Stone	4" (1 course)	10	15	20	25	30
		8" (2 courses)	20	30	40	50	60
		12" (3 courses)	30	45	60	75	90
		16" (4 courses)	40	60	80	100	120
		20" (5 courses)	50	75	100	125	150
		24" (6 courses)	60	90	120	150	180

For curved or straight walls. \*Nursery Stone can be used for walls up to 2 feet high.

PAGE	PRODUCT	WALL HEIGHT	WALL LENGTH				
			4'	5'	8'	12'	20'
22 & 23	AB Courtyard & Old Country Courtyard	6" (1 course)	3	4	6	9	15
		12" (2 courses)	6	8	12	18	30
		18" (3 courses)	9	12	18	27	45
		24" (4 courses)	12	16	24	36	60
		30" (5 courses)	15	20	30	45	75
		Caps Needed	6	8	12	18	30

For curved or straight walls. \*AB Courtyard & Old Country Courtyard can be used for walls up to 3 feet high. Columns can be installed up to 4' tall. 2 York units equal 1 Dublin unit. To incorporate York's into a wall, add to 2 York's for each Dublin subtracted from total.



### AB EUROPA ESTIMATING PATTERN

NOTE: For curved walls or walls that need Geo Grid, use the two course pattern.

