

Made In the U.S.A at Air Vol Block, Inc.

1 Suburban Rd.

San Luis Obispo, CA 93401

805-543-1314


Fax 805-543-0848

www.airvolblock.com


AIR VOL STABILIZED PAVER JOINT SAND

- **Resists Weed Growth, Insects and Erosion**
- **Stabilizes Pavers**
- **Non-Staining Formula**
- **Made in the U.S.A**

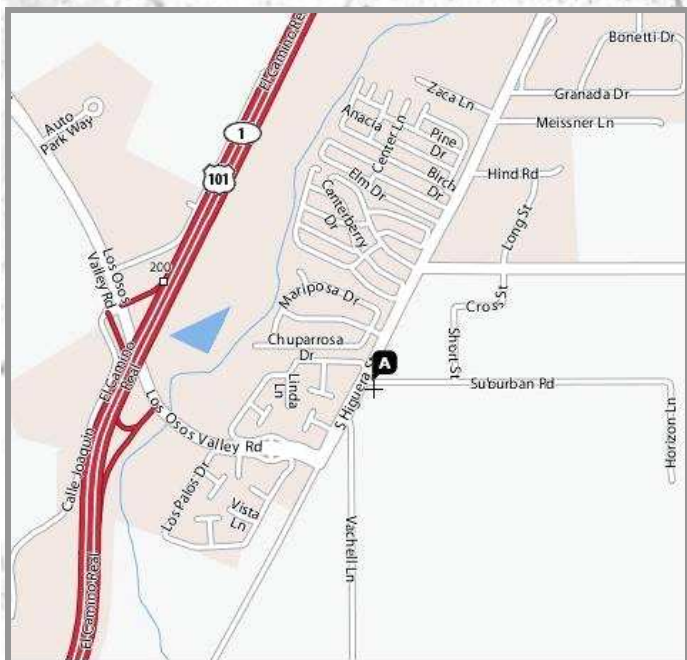
Available Colors:



Beige



Grey



Important: Read all instructions and precautions on this bag prior to using this product!

AIR VOL PAVER SAND

Color: Grey and Beige

Notice: Keep this Product Dry Until Installed! Do Not Apply to Wet or Damp Surfaces!

Instructions: Use a broom to sweep the product into the concrete paver joints. Be sure to completely fill the joints. Using a plate compactor, make two initial vibratory passes to settle the sand into the joints, adding additional product as needed to completely fill the joints. Once the joints will no longer accept additional product, make two final passes with the plate compactor.

Important: Remove all excess sand from the paver surface prior to wetting! After using a broom to sweep away excess sand, we recommend using a leaf blower positioned at a shallow angle to blow any residual product off of the paver surface. The paver surface must be free of sand and binder prior to wetting.

Joint Misting: Wetting must be done very gradually. With a garden hose and a spray nozzle set to a very fine, gentle mist, lightly wet the paver joints taking care to avoid watering to the point of water running off. Only apply as much water as the sand joint will accept without causing runoff or ponding onto the pavers. Wait 5 to 10 minutes and repeat this gradual wetting process 2 more times to ensure the moisture penetrates the entire joint depth.

Notice of Limited Warranty: Air Vol Block warrants this product to be of merchantable quality when used according to our installation instructions. Liability under this warranty is limited to replacement of the product if Air Vol Block determines it to be defective. This warranty is issued and accepted in lieu of all other express warranties and expressly excludes liability for consequential damages.

Curing: For pedestrian areas, protect area from traffic for 24 hours. For vehicular traffic areas, protect for at least 48 hours. Protect installation from rain and moisture from sprinklers for at least 24 hours after installation of this product.

Coverage: Standard 1/16" to 3/16" wide Concrete paver Joints: 60-80 square feet per 50 lb. bag. Coverage will vary depending upon paver shape and joint widths utilized.

Storage: Store in a dry place and away from direct sunlight.

Do not use this product if rain or freezing is forecast within 24 hours. The surface must be completely dry.

Net Weight 50 lb. (22.7 KG.)

Warning: Contains Crystalline Silica. This product contains chemicals known to the State of California to cause Cancer.