

ROMAN CLASSIC BEVEL

Packaging for Roman Classic Bevel

Thickness: Stocked in 60mm. 80mm available by special order.

Shape	Pieces per sq. ft.	Square feet per pallet
Classic I	3.17	117
Classic II	4.76	118
Classic Magnum	1.63	110
Classic Quad	1.22	98.4
Classic Grande	.61	98.4

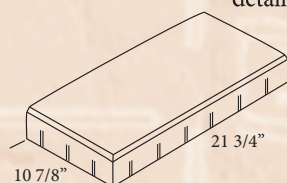
Morro Bay Gray



Roman Classic top cross section showing shape of the edge

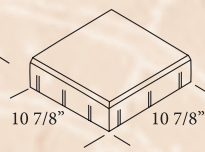
Our Roman Classic Bevel pavers provides a clean modern line between the pavers with a beveled edge. The Roman Classic Bevel paver provides unlimited design possibilities as you can mix and match the five available sizes. Additional color options are available as a special order. Stocked sizes are a 60mm thickness.

View our pattern page for ideas of different pattern installations. Other surface textures and colors are available as a special order, contact the Air Vol Block sales department for details and pricing. Magnum, Roman I & II can be ordered as a 80mm.



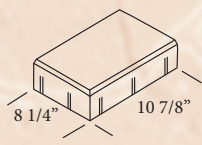
Grande

60 mm only. Pedestrian use only. Call for current available colors.

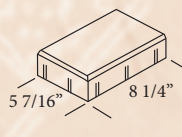


Quad

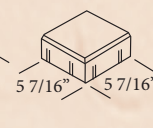
60 mm only.



Magnum



Roman I



Roman II

Colors

Stock color selection subject to change. Be sure to view actual product samples prior to ordering. Additional colors available upon request. Paver swatches represent color only.



Sandstone Blend



Lopez Blend



Morro Bay Gray



Sandstone Blend



Morro Bay Gray