

PAVERS | WALLS | OUTDOOR LIVING KITS



CREATE OUTDOOR LIVING SPACES EVERYONE WILL LOVE





CREATE OUTDOOR LIVING SPACES EVERYONE WILL LOVE

What does your perfect outdoor space look like? Sleek and modern? Elegant and natural? Steeped in Old World charm? Whatever your vision, Air Vol Block can help you bring that vision to life.

Roman Pillow Top Paver	04	Turf-pavers	12	AB Metro Classic Wall	19
Roman Classic Bevel Paver	05	Custom Paver Shapes	13	AB Collection Wall	20
Euro-Cobble Paver	06	Paver Specifications	14	AB Europa Wall	21
Old World Cobble Paver	07	Paver Patterns	15	AB Courtyard Wall	22
Tri-Cobble Paver	08	Morrostone Wall	16	AB Country Courtyard Wall	23
Circle Cobble Paver	09	Handystone II	17	Wall Specifications	24
TJP Thin Joint Paver	10	Nursery Stone Garden Wall	17	Wall Estimating Guide	25
Permeable Roman Paver	11	AB Legend Block Garden Wall	18	Packaged & Landscape Products	26

ROMAN PILLOW TOP

Roman Pillow Top pavers feature a classic rounded edge and offer versatility in design with five available sizes and a range of color choices.

Stocked in 60mm thickness. Grande, Magnum, Roman I and II available in 80mm by special order.



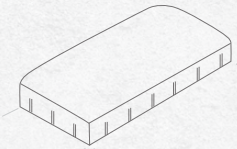
LOPEZ BLEND SANDSTONE BROWN CHARCOAL



CAMBRIA GOLD MORRO BAY GREY SIENNA BROWN



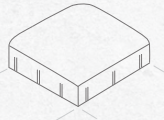
GREY CHARCOAL CERRO BLEND



GRANDE | 10 7/8 x 21 3/4
276mm x 552mm



ROMAN I | 5 7/16 x 8 1/4
138mm x 210mm



QUAD | 10 7/8 x 10 7/8
276mm x 276mm



ROMAN II | 5 7/16 x 5 7/16
138mm x 210mm



MAGNUM | 8 1/4 x 10 7/8
210mm x 276mm



PILLOW TOP - SANDSTONE



PILLOW TOP - LOPEZ BLEND

SPECIFICATIONS ON PAGE 14


ROMAN CLASSIC BEVEL

Roman Classic Bevel pavers offer a sleek, modern appearance due to their beveled edge. These pavers allow for endless design options by allowing you to combine the five different available sizes.

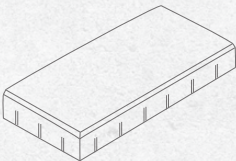
Stocked in 60mm thickness. Grande, Magnum, Roman I and II available in 80mm by special order.



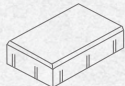
LOPEZ BLEND SANDSTONE



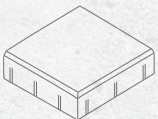
MORRO BAY GREY



GRANDE | 10 7/8 x 21 3/4
276mm x 552mm



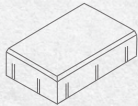
ROMAN I | 5 7/16 x 8 1/4
138mm x 210mm




QUAD | 10 7/8 x 10 7/8
276mm x 276mm



ROMAN II | 5 7/16 x 5 7/16
138mm x 210mm



MAGNUM | 8 1/4 x 10 7/8
210mm x 276mm



CLASSIC BEVEL - LOPEZ BLEND



CLASSIC BEVEL - MORRO BAY GREY

SPECIFICATIONS ON PAGE 14

EURO COBBLE



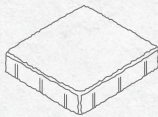
SIENNA BROWN SANDSTONE BROWN CHARCOAL



MORRO BAY GREY GREY CHARCOAL

Euro-Cobble pavers are textured and tumbled to replicate the appearance of hand-crafted natural stone pavers. Use a single size, or mix all 4 sizes to create beautiful patterns.

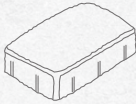
Stocked in 60 mm thickness. Quad is stock, all other sizes are *special order. 80 mm available by special order.



QUAD | 10 7/8 x 10 7/8
276mm x 276mm



*EURO-COBBLE I | 5 7/16 x 8 1/4
138mm x 210mm



*MAGNUM | 8 1/4 x 10 7/8
210mm x 276mm



*EURO-COBBLE II | 5 7/16 x 5 7/16
138mm x 210mm

SPECIFICATIONS ON PAGE 14



EURO COBBLE - BROWN CHARCOAL



EURO COBBLE - SANDSTONE

6 Stock color selection subject to change. Be sure to view actual product samples prior to ordering. Additional colors available upon request. Paver swatches represent color only. Quad is not available in 80mm thickness.

OLD WORLD COBBLE

Old World Cobble is a mixture of seven irregular shapes which are tumbled to replicate the weathered appearance of genuine European stone pavers. Each paver has a smooth side and a textured side. Allowing it to be installed with either the smooth or textured surface facing up.

Stocked in 60 mm thickness. 80 mm available by special order. This shape is not recommended for use in vehicular traffic areas. Polymeric Sand is recommended for the paver joints.



7 IRREGULAR SHAPES
Approximate size ranges:
2 x 4 to 4 x 6
51mm x 102mm to 102mm x 152mm



BROWN CHARCOAL (Smooth Side) SANDSTONE (Smooth Side) MORRO BAY GREY (Smooth Side)

SPECIFICATIONS ON PAGE 14



OLD WORLD COBBLE - SANDSTONE (TEXTURED SIDE)



OLD WORLD COBBLE - BROWN CHARCOAL (TEXTURED SIDE)

TRI COBBLE



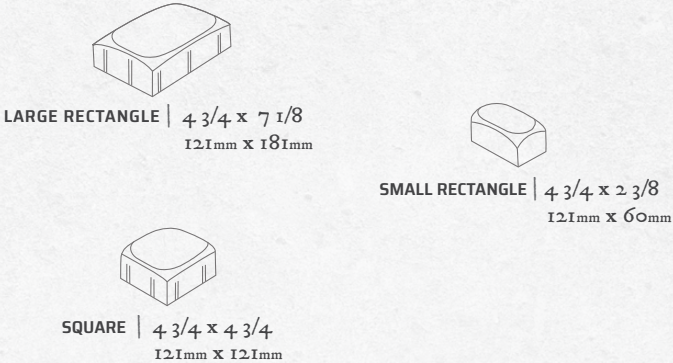
CAMBRIA GOLD SANDSTONE



MORRO BAY GREY BROWN CHARCOAL

Our Tri-Cobble paver is a preblended mixture of three different sizes. Please be sure to install them in these approximate proportions: 5 Large Rectangles, 5 Squares and 2 Small Rectangles. The rounded sides of the Tri-Cobble pavers are perfect for creating graceful curves.

Stocked in 60 mm thickness. Sold as mixed pallet only.



SPECIFICATIONS ON PAGE 14



TRI COBBLE - BROWN CHARCOAL



TRI COBBLE - SANDSTONE

8 Stock color selection subject to change. Be sure to view actual product samples prior to ordering. Additional colors available upon request. Paver swatches represent color only.

CIRCLE COBBLE

Create a stunning focal point within any paver style with our pre-packaged 71-1/4" diameter kits. Extend your design by adding extra rings of our Tri-Cobble pavers for larger circles. Visit airvolblock.com/installation for Circle Kit instructions or contact the Air Vol Sales Team.

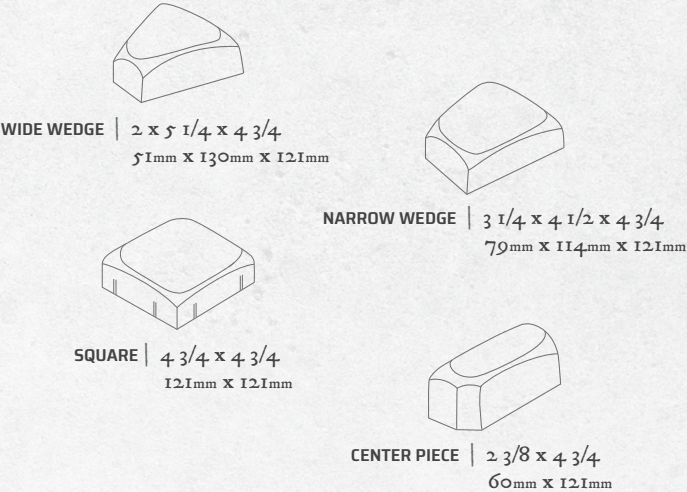
Stocked in 60 mm thickness. Sold as mixed pallet only. Pallets of Circle Cobble may include a few extra unneeded pieces due to the mold configuration.



CAMBRIA GOLD SANDSTONE



MORRO BAY GREY BROWN CHARCOAL



SPECIFICATIONS ON PAGE 14



CIRCLE COBBLE - MORRO BAY GREY



CIRCLE COBBLE - CAMBRIA GOLD AND BROWN CHARCOAL BLEND

THIN JOINT PERMEABLE

Thin Joint Permeable (TJP) pavers have a 4.5 mm (3/16") joint size, which is smaller than other permeable pavers to prevent drainage rock washout. TJP pavers can handle 200-300 inches of precipitation per hour and require a No.9 aggregate to fill the joints.

Stocked in 80 mm thickness. Classic I and II are stock, larger sizes are *special order.



CARMEL BROWN SANDSTONE



MORRO BAY GREY

 CLASSIC BEVEL I 5 7/16 x 8 1/4 138mm x 210mm	 CLASSIC BEVEL II 5 7/16 x 5 7/16 138mm x 210mm	 *CLASSIC BEVEL RECTANGLE 5 7/16 x 10 13/16 138mm x 275mm	 *CLASSIC BEVEL QUAD 10 7/8 x 10 7/8 276mm x 276mm
 *EURO COBBLE I 5 7/16 x 8 1/4 138mm x 210mm	 *EURO COBBLE II 5 7/16 x 5 7/16 138mm x 210mm	 *EURO COBBLE RECTANGLE 5 7/16 x 10 13/16 138mm x 275mm	 *EURO COBBLE QUAD 10 7/8 x 10 7/8 276mm x 276mm
 *PILLOW TOP I 5 7/16 x 8 1/4 138mm x 210mm	 *PILLOW TOP II 5 7/16 x 5 7/16 138mm x 210mm	 *PILLOW TOP RECTANGLE 5 7/16 x 10 13/16 138mm x 275mm	 *PILLOW TOP QUAD 10 7/8 x 10 7/8 276mm x 276mm

SPECIFICATIONS ON PAGE 14



THIN JOINT PERMEABLE - SANDSTONE



THIN JOINT PERMEABLE - SPECIAL ORDER GREY CHARCOAL

ROMAN PERMEABLE

Create beautiful, functional pavements while effectively managing storm water run-off using the Permeable Roman paver! These pavers can handle 800 inches of precipitation per hour through the 7.5mm joints.





Stocked in 80mm thickness. Classic I and II are stock, Magnum is *special order. Roman permeable can be manufactured in Pillow Top or Classic Bevel (see pages 4 and 5). Contact our Sales Office for color availability.



SANDSTONE BROWN CHARCOAL



GREY CHARCOAL

 *MAGNUM 8 1/4 x 10 7/8 210mm x 276mm	 ROMAN I 5 7/16 x 8 1/4 138mm x 210mm
 ROMAN II 5 7/16 x 5 7/16 138mm x 210mm	 Spacers protrude .29" (7.5 mm) from the main body

SPECIFICATIONS ON PAGE 14



ROMAN PERMEABLE PILLOW TOP - BROWN CHARCOAL



ROMAN PERMEABLE PILLOW TOP - SPECIAL ORDER LOPEZ BLEND

TURF PAVERS

Turfpavers are constructed using high-strength 5,000 psi concrete and adhere to ASTM C1319 Standard Specifications for Concrete Grid Paving Units.

These innovative pavers are ideally suited for seeding grass within the voids, forming a green pathway with the structural durability of concrete. Turfpavers are designed to bear occasional vehicle loads when necessary.

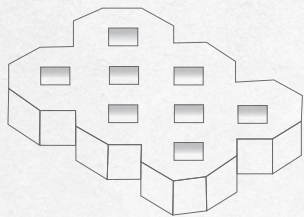
Typical applications for Turfpavers include emergency access roads, overflow parking zones, and auxiliary driveways. It's important to note that Turfpavers are not intended for daily vehicular use, and it is normal for them to develop cracks over time. However, these cracks do not compromise their performance or structural integrity for their intended purposes.

Custom colors available. Contact our sales office for availability. Set up charges may apply. For proper installation, see ICPI TechSpec 8.

SPECIFICATIONS ON PAGE 14



GREY



TURFPAVERS | 15 5/8 x 23 5/8
397mm x 600mm



TURFPAVERS - GREY



TURFPAVERS - GREY



SPECIAL ORDER PAVER SHAPES

We manufacture a variety of paver shapes as special-order. Minimum quantities and set-up charges may apply. Color can be selected from our stock and custom color offerings.



PAVER SPECIFICATIONS

Air Vol Block pavers are designed for optimal style and durability. Correct installation will ensure that your outdoor space looks beautiful for years to come. Because methods vary for each product and application use, visit airvolblock.com/installation for installation instructions or refer to the standard ICPI installation method (ICPI.org).

PAGE	PRODUCT	SHAPE	PIECES/SQ. FT.	SQ. FT./PALLET	APPLICATIONS		
4	Roman Pillow Top Paver Stocked in 60mm. *80mm special order, except Classic Quad.	Roman I	3.17	117	x	x	*x
		Roman II	4.76	118			
		Magnum	1.63	110			
		Quad	1.22	99			
		Grande	.61	99			
5	Roman Classic Bevel Paver Stocked in 60mm. *80mm special order, except Classic Quad.	Classic I	3.17	117	x	x	*x
		Classic II	4.76	118			
		Classic Magnum	1.63	110			
		Classic Quad	1.22	99			
		Classic Grande	.61	99			
6	Euro-Cobble Paver Stocked in 60mm Quad. *80mm special order, except Euro Quad.	Euro I	3.17	117	x	x	*x
		Euro II	4.76	118			
		Euro Magnum	1.63	110			
		Euro Quad	1.22	99			
7	Old World Cobble Paver Stocked in 60mm. 80mm special order.	7 Irregular Shapes	(sold as mixed pallet only)	98	x		
8	Tri-Cobble Paver Stocked in 60mm.	Large Rectangle	(sold as mixed pallet only)	122	x	x	
		Square					
		Small Rectangle					
9	Circle-Cobble Paver Kit Stocked in 60mm.	Wide Wedge	27.7 (sold as mixed pallet only)	One 71-1/4" circle per pallet	x	x	
		Narrow Wedge					
		Square					
		Center Piece					
10	TJP Thin Joint Permeable Paver Stocked in 80mm. Only Stocked in Classic Bevel I & II. Classic Rectangle and Quad are special order. Pillow Top and Euro Cobble are special order in all sizes.	Classic Bevel I	3.17	93	x	x	x
		Classic Bevel II	4.76	94			
		Classic Bevel Rec	2.43	92			
		Classic Bevel Quad	1.22	79			
		Euro Cobble I	3.17	93			
		Euro Cobble II	4.76	94			
		Euro Cobble Rec	2.43	92			
		Euro Cobble Quad	1.22	79			
		Pillow Top I	3.17	93			
		Pillow Top II	4.76	94			
		Pillow Top Rec	2.43	92			
		Pillow Top Quad	1.22	79			
11	Permeable Roman Paver Stocked in 80mm. Only stocked in Pillow Top Roman I & II. Magnum is special order. Classic Bevel is special order in all sizes.	Roman I	3.17	93	x	x	x
		Roman II	4.76	94			
		Magnum	1.63	88			
12	Turfpavers Stocked in 80mm.	Turf	.39	130	x	x	

PEDESTRIAN
Indicates product is suitable for projects with pedestrian use.

LIGHT-DUTY VEHICULAR
Indicates product is suitable for projects with light-duty vehicular use.

COMMERCIAL VEHICULAR
Indicates product is suitable for projects with commercial vehicular use. 80mm Grande are not suitable for commercial traffic.

NOTE: *Roman and Euro Cobble 80 mm special order are for commercial traffic.

PAVER PATTERNS

ROMAN PILLOW TOP, ROMAN CLASSIC BEVEL, EURO COBBLE & PERMEABLE ROMAN

Combo Herringbone
60% Roman I & 40% Roman II

1-1-1 Pattern
27.2% I's, 18.6% II's, 54.2% Magnum

2-2-2 Herringbone
27.1% I's, 18.7% II's & 54.2% Magnum

3-1-2 Herringbone
39% I's, 9% II's, 52% Magnum

ROMAN PILLOW TOP, ROMAN CLASSIC BEVEL & EURO COBBLE

Pattern A
14.4% I's, 19% II's, 28.7% Magnum, 37.9% Quad

Pattern B
13.1% I's, 52.4% Magnum, 34.5% Quad

Pattern C
12.5% II's, 37.7% Magnum, 49.8% Quad

Pattern D
20.1% I's, 13.2% II's, 40.2% Magnum, 26.5% Quad

Grande Pattern 5-A
12.6% I's, 8.4% II's, 12.6% Magnum, 33.2% Quad, 33.2% Grande

Grande Pattern 3-A
31.6% Magnum, 13.7% Quad, 54.7% Grande

Grande Pattern 3-B
13.2% Magnum, 17.4% Quad, 69.4% Grande

Grande Pattern 2-C
11.4% II's, 88.6% Grande

TJP THIN JOINT PERMEABLE

Paso Robles
18% II's, 12% I's, 23% Rec., 47% Quad

Buellton
19% II's, 42% I's, 39% Rectangle

Pismo
7% II's, 40% Rectangle, 53% Quad

DISCOVER
MORE
PATTERNS

MORROSTONE

WALL SYSTEM

Our MorroStone Wall System makes it easy to build low seating walls, fire rings, BBQ enclosures, raised planting beds, or low decorative columns. The four block sizes are modular, so you can create your own distinctive patterns by using different combinations.

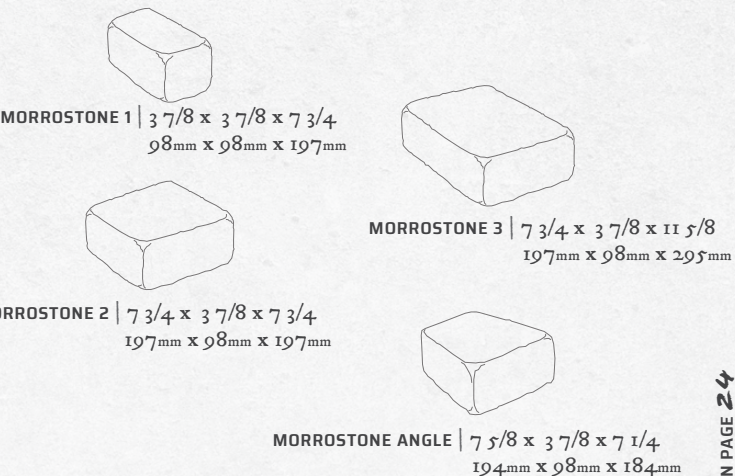
We recommend using concrete adhesive to glue the blocks together. Can be stacked over concrete or compacted and leveled rock base.



CREAM BROWN SANDSTONE



SIENNA BROWN GRAY CHARCOAL



SPECIFICATIONS ON PAGE 24


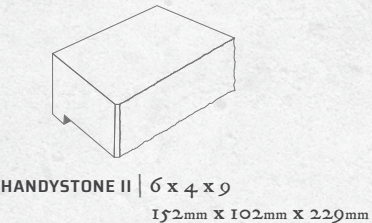


MORROSTONE - BLEND OF SANDSTONE, CREAM BROWN AND SIENNA BROWN

HANDY STONE II

GARDEN WALL SYSTEM

Handy Stone II is perfect for small garden walls up to 24" tall. Rear lips on the Handy Stone II units help to resist forces from retained soil and provide correct alignment. Handy Stone II units can make both straight walls and curved walls. There are no caps designed for this wall.



PISMO GREY CHOCOLATE



HANDYSTONE II - CHOCOLATE

SPECIFICATIONS ON PAGE 24

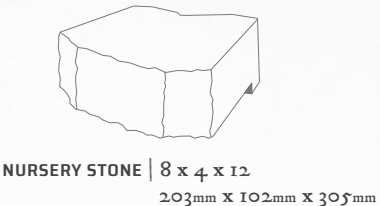
NURSERY STONE

GARDEN WALL SYSTEM

Nursery Stone blocks are easy to handle and ideal for landscaped walls up to 24". Unique handholds allow you to grip and lift the block easily. A lower lip on the bottom make installation easy to secure block and align properly. There are no caps designed for this wall.



BUFF GREY CHOCOLATE



NURSERY STONE - CHOCOLATE

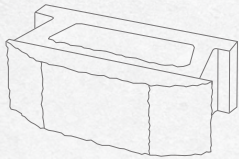
AB LEGEND BLOCK

GARDEN WALL SYSTEM



BUFF GREY CHOCOLATE

A simple garden wall system for walls up to 3' tall. AB Legend block are hollow units that are easy to lift and install. The hollow cell is to be filled with gravel creating more mass and resistance to retain on site soil. A bottom notch and top lip lock together to create proper alignment and set back for your wall. A solid cap can be installed on the top course. Secure the wall cap with a concrete adhesive.



AB LEGEND | 9 x 6 x 16
229mm x 152mm x 406mm

SPECIFICATIONS ON PAGE 24



AB LEGEND BLOCK - BUFF

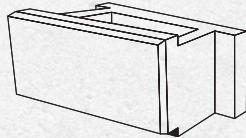


AB LEGEND BLOCK - GREY


AB METRO CLASSIC

RETAINING WALL SYSTEM

The AB Metropolitan Collection offers a mid-century modern style with the same dependable Allan Block system in this brand new smooth face look. With clean, sharp lines and minimal aesthetics, this collection focuses on functionality.



METRO CLASSIC | 12 x 8 x 18
300mm x 200mm x 460mm



SANDSTONE GREY CHARCOAL SIENNA BROWN

SPECIFICATIONS ON PAGE 24




METRO CLASSIC - GREY CHARCOAL




AB® COLLECTION

RETAINING WALL SYSTEM



GREY TAN PISMO



CYPRESS CARMEL BROWN

The AB® Collection is suitable for structural and garden walls. This system offers unlimited design flexibility to create straight or curved walls and incorporates a built-in setback to resist soil forces.

AB Rock, AB Lite Stone and AB Lite Rock are special order only. Full Size Classic - Only Caps and Corners.

AB STONE
11 5/8 x 6 5/8 x 15 5/8
295mm x 168mm x 397mm
12° setback from vertical

AB ROCK
11 5/8 x 6 5/8 x 15 5/8
295mm x 168mm x 397mm
6° setback from vertical

AB CLASSIC
11 5/8 x 6 5/8 x 15 5/8
295mm x 168mm x 397mm
6° setback from vertical

AB CLASSIC FULL SIZE
12 x 8 x 17 5/8
305mm x 203mm x 448mm
6° setback from vertical

AB CAP STONE
11 5/8 x 3 5/8 x 15 5/8
295mm x 92mm x 397mm

AB CORNER (LEFT & RIGHT)
7 5/8 x 6 5/8 x 15 5/8
194mm x 168mm x 397mm

TERMINATOR (LEFT & RIGHT)
7 5/8 x 6 5/8 x 15 5/8
194mm x 168mm x 397mm

AB LITE STONE
12 x 4 x 15 5/8
305mm x 102mm x 397mm
6° setback from vertical

AB LITE ROCK
12 x 4 x 15 5/8
305mm x 102mm x 397mm
6° setback from vertical

SPECIFICATIONS ON PAGE 24



AB CLASSIC - PISMO

AB® Europa Retaining Wall system captures the look of hand-laid stone that brings distinction to any project. Manufactured by Air Vol Block, AB Europa blocks can be installed using just one size, or all four sizes to create an old-world appearance.

AB® EUROPA

RETAINING WALL SYSTEM



CREAM BROWN SANDSTONE



SIENNA BROWN GREY CHARCOAL

AB DOVER
10 x 8 x 18
254mm x 203mm x 457mm
6° setback from vertical

AB BARCELONA
10 x 4 x 18
254mm x 102mm x 457mm
6° setback from vertical

AB BORDEAUX
10 x 4 x 9
254mm x 102mm x 229mm
6° setback from vertical

AB PALERMO
10 x 8 x 9
254mm x 203mm x 229mm
6° setback from vertical

AB EUROPA CORNER (LEFT & RIGHT)
10 x 8 x 16
254mm x 203mm x 406mm

EUROPA CAPS (SOLD AS PAIRS)
7 x 4 x 10 & 7 x 4 x 7
178mm x 102mm x 254mm & 178mm x 102mm x 178mm


SPECIFICATIONS ON PAGE 24



AB EUROPA - SANDSTONE

AB® COURTYARD

FREESTANDING WALL SYSTEM



CREAM BROWN GREY CHARCOAL SANDSTONE

AB® Courtyard is a versatile and durable two-sided wall system that mimics the timeless appearance of cut stone. This system allows you to design graceful curves to encircle a patio, construct a garden bench, set up a cozy seating area, or create a space for grilling and lounging.

AB DUBLIN
7 x 6 x 17
178mm x 152mm x 432mm

AB YORK
7 x 6 x 8.25
178mm x 152mm x 210mm

AB CORNER
7 x 6 x 15.25
178mm x 152mm x 387mm

AB WALL CAP
10 x 3.5 x 8.125
254mm x 89mm x 206mm

AB POST CAP (SET OF 2)
12 x 3 x 24
305mm x 76mm x 610mm

SPECIFICATIONS ON PAGE 24



AB COURTYARD - SANDSTONE




AB COURTYARD - CREAM BROWN

AB® OLD COUNTRY COURTYARD

FREESTANDING WALL SYSTEM

AB® Old Country Courtyard is a double-sided wall system that boasts a weathered, antique charm. It offers the flexibility to effortlessly craft elegant curves to enclose a patio or fashion custom landscape features such as a garden bench, sofa, grilling area, seating, and beyond.

*Post Caps are NOT tumbled.



CREAM BROWN GREY CHARCOAL SANDSTONE

AB DUBLIN
7 x 6 x 17
178mm x 152mm x 432mm

AB YORK
7 x 6 x 8.25
178mm x 152mm x 210mm

AB CORNER
7 x 6 x 15.25
178mm x 152mm x 387mm

AB WALL CAP
10 x 3.5 x 8.125
254mm x 89mm x 206mm

***AB POST CAP (SET OF 2)**
12 x 3 x 24
305mm x 76mm x 610mm

SPECIFICATIONS ON PAGE 24



AB OLD COUNTRY COURTYARD - GREY CHARCOAL



AB OLD COUNTRY COURTYARD - SANDSTONE

WALL SPECIFICATIONS

Correct wall installation will ensure that your outdoor space looks beautiful for years to come. Because methods vary for each product and application visit airvolblock.com/mortarless-wall-systems/ for installlation instructions. Taller walls can be built using geosynthetic reinforcement when designed by a qualified engineer.

PAGE	PRODUCT	SHAPE	UNIT/PALLET	HEIGHT		
				2'FT.	3'FT.	ABOVE 4'FT.
16	Morrostone	Morrostone I	480	-	-	-
		Morrostone 2	240			
		Morrostone 3	120			
		Morrostone Angle	288			
17	Handy Stone II	Handy Stone II	288	x		
17	Nursery Stone	Nursery Stone	128	x		
18	AB Legend Block	AB Legend Block	72	x	x	
19	AB Metro Classic	AB Metro Classic	40	x	x	x
20	AB Collection NOTE: AB Rock, AB Lite Stone and AB Lite Rock are special order.	AB Stone	54	x	x	x
		AB Rock	54			
		AB Classic	54			
		AB Cap Stone	100			
		AB Corners	90			
		AB Terminators	54			
		AB Classic Full Size	40			
		AB Full Cap Stone	64			
		AB Full Corners	75			
		AB Lite Stone	72			
21	AB Europa	AB Lite Rock	72	x	x	x
		AB Dover	40			
		AB Barcelona	64			
		AB Bordeaux	128			
		AB Palermo	100			
		AB Europa Corners	90			
22	AB Courtyard	AB Europa Cap Sets	64	x	x	
		AB Dublin	72			
		AB York	128			
		AB Corner	72			
23	AB Old Country Courtyard	AB Wall Cap	128	x	x	
		AB Post Cap Sets	16			
		AB Dublin	72			
		AB York	128			
		AB Corner	72			
		AB Wall Cap	128			
		AB Post Cap Sets	16			

2'FT. GARDEN
This wall system can be used for gravity walls up to 2 feet high.

3'FT. LANDSCAPE
This wall system can be used for gravity walls up to 3 feet high.

ABOVE 4'FT. STRUCTURAL
Typically this wall system can be used for gravity walls up 4' high. Site and Soil conditions on wall less than 4' tall may require Geo Grids. Taller walls can be built using geo grid reinforcments when designed by a qualified engineer.

STILL HAVE QUESTIONS?

We're here to help you get the information and products you need.
Call 805-543-1314 or go to airvolblock.com/contact-us

WALL PROJECT ESTIMATING GUIDE

The Project Estimating Guide lets you know how much block you'll need.

PAGE	PRODUCT	WALL HEIGHT	WALL LENGTH				
			6'	12'	18'	24'	30'
17	Handy Stone II	4" (1 course)	8	16	24	32	40
		8" (2 courses)	16	32	48	64	80
		12" (3 courses)	24	48	72	96	120
		16" (4 courses)	32	64	96	128	160
		20" (5 courses)	40	80	120	160	200
		24" (6 courses)	48	96	144	192	240

For curved or straight walls. *Handy Stone II can be used for walls up to 2 feet high.

PAGE	PRODUCT	WALL HEIGHT	WALL LENGTH				
			10'	15'	20'	25'	30'
18	Nursery Stone	4" (1 course)	10	15	20	25	30
		8" (2 courses)	20	30	40	50	60
		12" (3 courses)	30	45	60	75	90
		16" (4 courses)	40	60	80	100	120
		20" (5 courses)	50	75	100	125	150
		24" (6 courses)	60	90	120	150	180

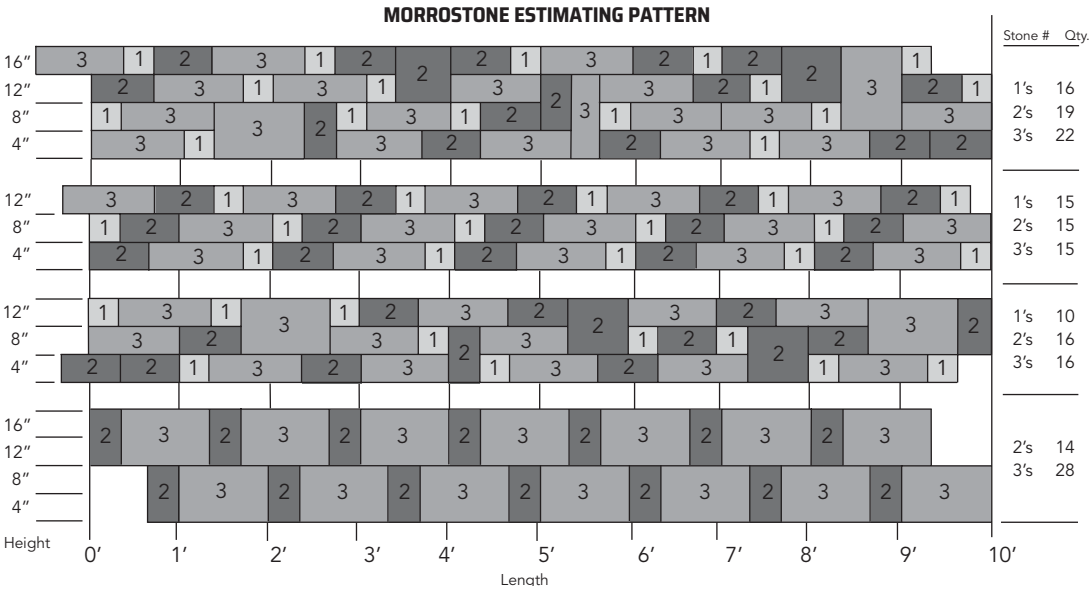
For curved or straight walls. *Nursery Stone can be used for walls up to 2 feet high.

PAGE	PRODUCT	WALL HEIGHT	WALL LENGTH				
			10'	15'	20'	25'	30'
19	AB Legend Block	6" (1 course)	8	12	15	19	23
		12" (2 courses)	15	23	30	38	45
		18" (3 courses)	23	34	45	57	68
		24" (4 courses)	30	45	60	75	90
		30" (5 courses)	38	57	75	94	113
		36" (6 courses)	40	68	90	113	135

For curved or straight walls. *AB Legend Block can be used for walls up to 3 feet high.

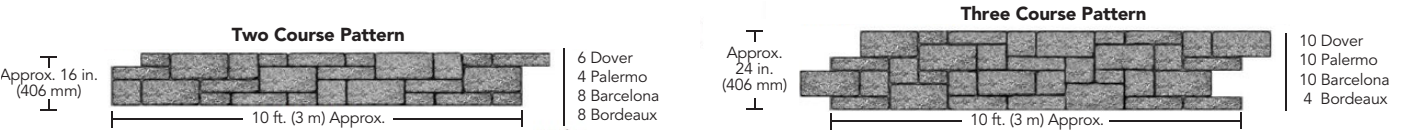
PAGE	PRODUCT	WALL HEIGHT	WALL LENGTH				
			4'	5'	8'	12'	20'
22 & 23	AB Courtyard & Old Country Courtyard	6" (1 course)	3	4	6	9	15
		12" (2 courses)	6	8	12	18	30
		18" (3 courses)	9	12	18	27	45
		24" (4 courses)	12	16	24	36	60
		30" (5 courses)	15	20	30	45	75
		Caps Needed	6	8	12	18	30

For curved or straight walls. *AB Courtyard & Old Country Courtyard can be used for walls up to 3 feet high. Columns can be installed up to 4' tall. 2 York units equal 1 Dublin unit. To incorporate York's into a wall, add to 2 York's for each Dublin subtracted from total.



AB EUROPA ESTIMATING PATTERN

NOTE: For curved walls or walls that need Geo Grid, use the two course pattern.



PACKAGED & LANDSCAPE PRODUCTS

In addition to manufacturing Pavers and Retaining wall, we also stock a variety of packaged and landscape products. To view all available products go to airvolblock.com/#products or stop by our showroom at 1 Suburban Road in San Luis Obispo.



NATURAL FLAGSTONE
Several styles and color options to choose from.



NATURAL BOULDERS & COBBLES
Several styles and color options to choose from.



PAVER & WALL ACCESSORIES
Paver Joint Sand • Paver Restraints • Geo Grids
Concrete Adhesives



MASONRY PRODUCTS & ACCESSORIES
CMU • Rebar • Dobies • Clay Brick • Cleaners & Sealers
Stone Veneers • Tools



SACKED PRODUCTS
Cements • Mortars • Concrete Mixes • Asphalt Patch
Utility Sand • Fence Post Mix



BAGGED ROCK
Decorative Rock • Crushed Rock • Decomposed Granite



STEPPING STONES & UTILITY BLOCKS
Stepping Stones • Pier Blocks • Concrete Brick
Dobies • Parking Bumper



BULK GROUND COVERINGS
Gorilla Hair • Recycled Wood Chips • Bark • Rock
Crushed Granite • Decomposed Granite • Sand

THE VERY BEST MADE HERE

Here in San Luis Obispo, our state-of-the-art facilities enable us to control every step of the manufacturing process, ensuring that the highest quality of premium pavers, walls and concrete products are available to you.

airvolblock.com

1 Suburban Road
San Luis Obispo, CA 93401
(805) 543-1314

Business Hours
M-F 7:00 AM to 4:00 PM
Sat. 8:00 AM to 12:00 PM
Closed Sunday